



(860) 434-7802 90 Lyme Street, Old Lyme CT 06371 [www.LymeArtAssociation.org](http://www.LymeArtAssociation.org)

**Agenda**  
**BOARD OF DIRECTORS MEETING**  
**May 15, 2019 4:00 pm**

<b>Call to Order</b>	Katherine Simmons
<b>Minutes Review &amp; Approval</b>	Katherine Simmons
<b>Treasurer's Report</b> Quarterly investment report	John Beatty Steven Ross
<b>Gallery Report</b>	Jocelyn Zallinger
<b>APEC Report</b>	Joan Wallace
<b>Development:</b> Grants Spring Challenge Swing for Art Golf Palate to Palette	Elsbeth Dowd Elsbeth Dowd Dave Moore Emily Reynolds
<b>Building and Grounds Report</b>	Paul Sellier
<b>Education and Activities Committee Report</b>	Lisa DeFilippo
<b>Other Business</b>	

**Adjournment of Meeting**

Next meeting: June 19, 2019, 4:00 pm

## BOARD OF DIRECTORS MEETING

May 15, 2019

**Board Member Present:** Donna Gilberto, David Moore, John Beatty, Kathy Simmons, Carrie Walters, Gayle Asher, Beverly Schirmeier, Paul Sellier, Joan Wallace, Emily Reynolds, Jay Berryman, Debbi Goodman, Lisa DeFilippo and Steven Ross

**Members Absent:** Lee Ruck, Del Bach, Serena Bates, Sarah Stifler Lucas, Kim Sapia

**Staff Present:** Laurie Pavlos, Jocelyn Zallinger, Elsbeth Dowd and Ann Chan

**Call to Order:** Kathy convened the meeting at 4:00 pm

**Minutes Review and Approval:** Kathy asked for a motion to approve the April minutes. David Moore made the motion to approve. Lisa seconded the motion. Minutes were approved unanimously.

**Treasurer's Report:** John stated that the education income was high due to money coming in for workshops which have not yet run. There is nothing extraordinary in the expenses. Our cash balances are currently \$20,000 over where we were a year ago. We will have to look at the endowment allocations at the end of the year. Steven asked if we have received all income for the workshops and what the workshop expenses cost. Laurie stated we average approximately \$1000/day for the instructors, and we are not done collecting all the balances from some workshops and there are still openings in some of the later workshops.

**Quarterly Investments:** Steven reported that each of our investment accounts increased in value during the month of April, but it appears that this may not be the case in May. Income continues to be steady and all looks good. Steven has asked Bob Bingham from SKY Investments to move \$28,000 in cash that was in one of the accounts into an investment.

**Gallery Report:** Jocelyn reported a busy time with the Elected Artist show, a collaboration with a dance troupe, and the first of the year's workshops. There have been 22 sales so far in the Elected Artist show and four sales in Connecticut Watercolor Society. Kathy asked what percentage of our sales are new buyers. We don't track this specifically, but it appears we have a few buyers who continue to buy again and again. There is a high percentage of new buyers. The last opening was very well attended for several reasons: It was CWS annual show, it was a tax-free day and it was rainy.

**APEC Report:** Joan stated the committee has finalized the 2020 calendar, which includes 7 shows. It still needs the board to approve it. Joan included the calendar in the meeting packet. One new idea the committee discussed was trying to show work from artists who take commissions in the Goodman gallery during the Land and Sea exhibition. LAA has had a guideline in place encouraging artists to return 20% of commissioned work income to LAA, if the work was referred by LAA. APEC will discuss this further at their next meeting. There is also a show at the Middlesex Hospital gallery in Westbrook in the future. APEC also discussed the possible shows to commemorate the 2021 anniversary of the building. Joan had a pamphlet from the 75<sup>th</sup> anniversary that was passed around.

**Development:** Elsbeth reported that she is working on Connecticut Office of the Arts grant that could be up to \$7,000. There are other grants that are being considered as well. Island Cove Marina is a new sponsor for the Marine show, thanks to Debbi. The Spring Challenge is going great. Our goal was \$13,500 and we have reached \$12,050 to date. She would like to interview some of our artists on video, so needs to know who would come across well on camera. **Swing for Art:** David reminded all that this Monday is May 20, the day of the event. He encourages all to sign up for the cocktail party. He foresees we will make just under \$6,000 for this year. **Palate to Palette:** Emily reported that the committee has met for a second time. There is a new committee member with new connections. Sponsorship letters have gone out. We are in good shape. The date is Oct. 17 this year.

**Building and Grounds:** Paul stated that the parking lot project is now complete, except for fixing a couple of wires that were damaged. He is taking steps to get the wires better protected. We were able to get 31 parking bumpers installed and managed to get some extra parking spaces as well. Our water has always had elevated iron, which has recently gotten worse. Spiers plumbing just overhauled the water filtration system, and more regular maintenance is now a priority. Paul has applied for a Neighborhood Assistance Act grant that has a maximum payout of \$150,000. This would be used for insulation, roofing and lay lights, as well as the entry way doors. Paul is looking into other grants we might be eligible for as well.

**Education and Activities:** Lisa said the classes are mostly wrapping up for the season. It looks like nearly all the workshops will run. The Spring lecture series just finished up and they averaged between 20 – 40 people per lecture. The committee is starting to look for speakers for the fall series. One possibility is Wendy Swain, who conducts walking tours of the sculptures in Central Park. Laurie will meet with the Florence Griswold museum in June to talk collaboration for the 100<sup>th</sup> anniversary of the gallery's construction.

**Other Business:** No other business to report.

**Adjournment of Meeting:** At 4:43 Kathy asked for a motion to adjourn. Gayle made the motion for adjournment. Beverly seconded, all in favor.

*The next meeting is Wednesday, June 19, at 4 pm.*

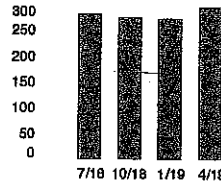
**Lyme Art Association**  
**Profit & Loss Budget Performance**  
January through April 2019

	Jan - Apr 18	Jan - Apr 19	YTD Budget	Annual Budget
<b>Ordinary Income/Expense</b>				
<b>Income</b>				
4002 · Membership - Dues	11,733.37	14,180.00	13,800.00	40,000.00
4003 · Entry Fees	13,195.00	12,695.00	10,700.00	35,000.00
4004 · Donations	12,918.43	19,969.50	10,589.00	52,000.00
4004.10 · Fundraising Events	3,250.00	2,725.00	1,000.00	46,000.00
4005 · Exhibition Rental	0.00	4,100.00	1,600.00	7,000.00
4005.5 · Facility Rental	1,475.00	2,475.00	2,000.00	5,000.00
4006 · Misc Sales	150.00	356.28	0.00	0.00
4007 · Education	13,830.00	24,272.10	14,000.00	55,000.00
4009 · Commissions - Sales of Artwork	7,717.51	13,244.66	18,000.00	59,000.00
4011 · In Kind Donations	12,991.00	0.00	0.00	10,000.00
4100 · Grants	3,000.00	5,605.00	2,000.00	9,000.00
4200 · Interest & Dividends	6,053.10	5,250.00	7,000.00	21,000.00
<b>Total Income</b>	<b>86,313.41</b>	<b>104,872.52</b>	<b>80,689.00</b>	<b>339,000.00</b>
<b>Gross Profit</b>	<b>86,313.41</b>	<b>104,872.52</b>	<b>80,689.00</b>	<b>339,000.00</b>
<b>Expense</b>				
5000 · Education -Class Expense	114.85	3,000.00	336.00	25,000.00
5300 · Utilities	2,829.95	5,853.23	6,200.00	18,600.00
5401 · Maintenance-Cleaning	1,860.78	1,335.00	2,172.00	6,500.00
5402 · Maintenance	3,810.75	2,538.23	2,000.00	6,000.00
5404 · Grounds	1,369.99	7,020.51	10,000.00	18,600.00
5451 · Office	1,525.21	2,191.64	2,000.00	5,700.00
5453 · Miscellaneous	-30.00	933.79	164.00	500.00
5461 · Fund Raising	0.00	769.66	0.00	1,200.00
5650 · Insurance	3,832.50	8,051.32	9,000.00	14,000.00
5701 · Exhibits	6,325.34	5,521.10	7,400.00	17,000.00
5725 · Postage & Shipping	467.40	769.68	564.00	1,700.00
5751 · Printing	234.42	0.00	500.00	1,500.00
5801 · Publicity/Advertising	2,052.32	3,608.14	4,000.00	12,000.00
5802 · In Kind Expenses	12,991.00	0.00	0.00	10,000.00
5850 · Capital Expenses	0.00	5,150.00	5,000.00	20,000.00
5901 · Bank & Credit Card Fees	1,636.21	3,406.99	3,000.00	9,000.00
5902 · Interest	0.00	-0.56	0.00	0.00
6500 · Payroll	48,611.51	50,972.36	55,000.00	165,000.00
6561 · Gallery use expense	341.09	229.41	160.00	400.00
7500 · Other personnel expenses	0.00	100.00		
8300 · Promotion and Travel	185.00	475.00	836.00	2,500.00
8401 · Training	0.00	235.50	250.00	750.00
<b>Total Expense</b>	<b>88,158.32</b>	<b>102,161.00</b>	<b>108,582.00</b>	<b>335,950.00</b>
<b>Net Ordinary Income</b>	<b>-1,844.91</b>	<b>2,711.52</b>	<b>-27,893.00</b>	<b>3,050.00</b>
<b>Other Income/Expense</b>				
<b>Other Income</b>				
4004.6 · Grants - Capital Campaign	1,000.00	0.00	0.00	10,000.00
4010.3 · Capital Campaign Donations	45,954.92	1,260.00	1,664.00	5,000.00
<b>Total Other Income</b>	<b>46,954.92</b>	<b>1,260.00</b>	<b>1,664.00</b>	<b>15,000.00</b>
<b>Other Expense</b>				
6701 · Capital	0.00	0.00		
6702 · Capital Campaign Exp	190,003.20	0.00	1,000.00	2,000.00
<b>Total Other Expense</b>	<b>190,003.20</b>	<b>0.00</b>	<b>1,000.00</b>	<b>2,000.00</b>
<b>Net Other Income</b>	<b>-143,048.28</b>	<b>1,260.00</b>	<b>664.00</b>	<b>13,000.00</b>
<b>Net Income</b>	<b>-144,893.19</b>	<b>3,971.52</b>	<b>-27,229.00</b>	<b>16,050.00</b>

Account Value as of 04/30/2019:\$ 293,435.01

Change in Account Value	This Period	Year to Date
<b>Starting Value</b>	<b>\$ 286,528.17</b>	<b>\$ 262,681.45</b>
Credits	738.38	2,988.60
Debits	(1,228.99)	(3,718.03)
Transfer of Securities (In/Out)	0.00	0.00
Income Reinvested	0.00	0.00
Change in Value of Investments	7,396.45	31,480.99
<b>Ending Value on 04/30/2019</b>	<b>\$ 293,435.01</b>	<b>\$ 293,435.01</b>
Accrued Income <sup>d</sup>	1,180.83	
<b>Ending Value with Accrued Income<sup>d</sup></b>	<b>\$ 294,595.84</b>	
<b>Total Change in Account Value</b>	<b>\$ 6,905.84</b>	<b>\$ 30,753.56</b>
<b>Total Change with Accrued Income<sup>d</sup></b>	<b>\$ 8,066.67</b>	

Account Value [in Thousands]



Schwab One® Account of  
LYME ART ASSOCIATION INC  
UNRESTRICTED

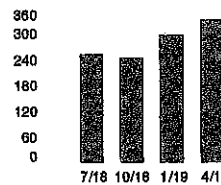
Account Number  
5962-7540

Statement Period  
April 1-30, 2019

Account Value as of 04/30/2019:\$ 329,970.25

Change in Account Value	This Period	Year to Date
<b>Starting Value</b>	<b>\$ 323,504.90</b>	<b>\$ 282,386.03</b>
Credits	832.05	13,212.85
Debits	(1,301.70)	(3,873.85)
Transfer of Securities (In/Out)	0.00	0.00
Income Reinvested	0.00	0.00
Change in Value of Investments	6,935.00	38,245.22
<b>Ending Value on 04/30/2019</b>	<b>\$ 329,970.25</b>	<b>\$ 329,970.25</b>
Accrued Income <sup>d</sup>	943.28	
<b>Ending Value with Accrued Income<sup>d</sup></b>	<b>\$ 330,913.51</b>	
<b>Total Change in Account Value</b>	<b>\$ 6,465.35</b>	<b>\$ 47,584.22</b>
<b>Total Change with Accrued Income<sup>d</sup></b>	<b>\$ 7,408.61</b>	

Account Value [in Thousands]



Schwab One® Account of  
LYME ART ASSOCIATION INC  
COOPER - FERRY ENDOWMENT FUND

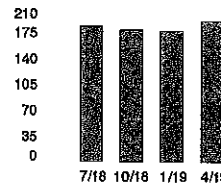
Account Number  
1719-7470

Statement Period  
April 1-30, 2019

Account Value as of 04/30/2019:\$ 189,872.42

Change in Account Value	This Period	Year to Date
<b>Starting Value</b>	<b>\$ 186,582.78</b>	<b>\$ 170,327.07</b>
Credits	173.62	1,780.94
Debits	(810.04)	(2,490.10)
Transfer of Securities (In/Out)	0.00	0.00
Income Reinvested	0.00	0.00
Change in Value of Investments	3,926.08	20,254.51
<b>Ending Value on 04/30/2019</b>	<b>\$ 189,872.42</b>	<b>\$ 189,872.42</b>
Accrued Income <sup>d</sup>	763.83	
<b>Ending Value with Accrued Income<sup>d</sup></b>	<b>\$ 190,636.25</b>	
<b>Total Change in Account Value</b>	<b>\$ 3,289.64</b>	<b>\$ 19,545.35</b>
<b>Total Change with Accrued Income<sup>d</sup></b>	<b>\$ 4,053.47</b>	

Account Value [in Thousands]



## **APEC Exhibition Calendar for 2020 – 7 shows**

Jan. 4, 2020 -- Removal for Deck the Walls 2019, Jan. 5 – 10, Gallery closed for projects

**Show 1.** January 11 and 12: Receiving for *First Impressions (Associate Artist)* show and *New Elected Artist Show*

Jan. 13: Jury Day, Jan. 14 -16: Installation, Jan.17: On View, **Jan. 26: Opening, 2 – 4**

Feb. 29 -March 1: Removal

**Show 2.** Feb. 29 -March 1, 2020: Receiving for *A Study in Extremes*

March 2: Jury Day, March 3 - 5: Installation, March 6: On View, **March 15: Opening, 2 – 4**

April 18 -19: Removal

**Show 3.** April 18 – 19: Receiving *Point of View (Elected Artist)* and *Works on Paper*

April 20: Jury, April 21 – 23: Installation, April 24: On View, **May 1: Opening 5 - 7**

June 13 – 14: Removal

**Show 4.** June 13 – 14, Receiving *Marine* and *HVAA?*

June 15: Jury Day, June 16 – 18: Installation, June 19: On View, **June 26 or 27: Opening, 5 - 7**

Aug. 8 & 9: Removal

**Show 5.** Aug. 8 & 9: Receiving for *Fresh Expressions & The Animal Kingdom*

Aug. 10: Jury, Aug. 11 – 13: Installation, Aug. 14: On View, **Aug. 21: Opening 5 - 7**

Sept. 26, & 27: Removal

**Show 6.** Sept. 26, & 27: Receiving for *Land and Sea: The World Around Us and Commissions Accepted*

Sept. 28: Jury, Sept. 29 – Oct.1: Installation, Oct. 2: On View, **Oct. 9: Opening 5 - 7**

Nov. 20, 21 & 22: Removal

**Show 7.** Nov. 20, 21 & 22: Receiving for *Deck the Walls*

Nov. 23: Jury, Nov. 24 & 25: Installation, Nov. 27: On View, **Dec. 4: Opening 5 - 7**

Jan. 2 & 3 2021, Removal

**Gross Sales  
Month**

Year	January	February	March	April	May	June	July	August	September	October	November	December	Gross Sales
2012	\$1,900	\$3,055	\$6,320	\$6,290	\$7,308	\$13,775	\$14,241	\$12,750	\$5,750	\$13,398	\$17,114	\$10,321	\$112,220
2013	\$3,975	\$250	\$4,076	\$15,585	\$9,635	\$5,050	\$8,578	\$9,215	\$13,635	\$4,640	\$17,538	\$11,311	\$103,487
2014	\$8,545	\$2,985	\$5,425	\$14,298	\$5,785	\$14,515	\$15,565	\$7,235	\$5,945	\$18,933	\$18,125	\$10,925	\$128,281
2015	\$7,115	\$3,225	\$3,285	\$3,075	\$3,610	\$18,999	\$27,379	\$12,098	\$2,770	\$12,155	\$5,525	\$23,698	\$122,933
2016	\$2,520	\$2,787	\$10,255	\$22,425	\$8,065	\$26,915	\$6,367	\$5,525	\$13,580	\$6,700	\$20,570	\$9,580	\$135,288
2017	\$10,290	\$2,645	\$10,037	\$6,520	\$9,195	\$17,127	\$13,150	\$8,054	\$21,955	\$11,775	\$18,685	\$10,040	\$139,372
2018	\$12,840	\$1,250	\$6,900	\$2,893	\$15,920	\$7,344	\$18,021	\$31,481	\$22,030	\$12,340	\$14,777	\$11,793	\$157,588
2019	\$8,080	\$10,468	\$9,017	\$10,175	\$10,201								

**Total Pieces Sold  
Month**

Year	January	February	March	April	May	June	July	August	September	October	November	December	Total Pieces
2012	5	8	12	11	13	16	33	17	12	14	22	21	184
2013	9	1	9	32	16	7	21	24	16	6	26	22	189
2014	17	7	20	14	11	16	36	16	7	27	19	20	210
2015	17	4	8	5	7	30	62	23	6	18	7	47	234
2016	7	8	17	17	6	29	17	12	13	7	28	16	177
2017	17	6	18	10	9	30	36	17	21	13	40	19	236
2018	15	2	18	5	24	12	37	38	7	14	26	25	223
2019	14	18	16	13	18								

**Year-to-date Comparison**

Year	January	Jan. - Feb.	Jan. - March	Jan. - April	Jan. - May	Jan. - June	Jan. - July	Jan. - August	Jan. - Sept.	Jan. - Oct.	Jan. - Nov.	Jan. - Dec.	Yearly Sales
2012	\$1,900	\$4,955	\$11,275	\$17,565	\$24,873	\$38,648	\$52,888	\$65,638	\$71,388	\$84,786	\$101,900	\$112,220	\$112,220
2013	\$3,975	\$4,225	\$8,301	\$23,886	\$33,521	\$38,571	\$47,149	\$56,364	\$69,999	\$74,639	\$92,176	\$103,487	\$103,487
2014	\$8,545	\$11,530	\$16,955	\$31,253	\$37,038	\$51,553	\$67,118	\$74,353	\$80,298	\$99,231	\$117,356	\$128,281	\$128,281
2015	\$7,115	\$10,340	\$13,625	\$16,700	\$20,310	\$39,309	\$66,687	\$78,785	\$81,555	\$93,710	\$99,235	\$122,933	\$122,933
2016	\$2,520	\$5,307	\$15,562	\$37,987	\$46,052	\$72,967	\$79,333	\$84,858	\$98,438	\$105,138	\$125,708	\$135,288	\$135,288
2017	\$10,290	\$12,835	\$22,872	\$29,392	\$38,587	\$55,714	\$68,864	\$76,917	\$98,872	\$110,647	\$129,332	\$139,372	\$139,372
2018	\$12,840	\$14,090	\$20,990	\$23,883	\$39,803	\$47,147	\$65,168	\$96,649	\$118,679	\$131,019	\$145,796	\$157,588	\$157,588
2019	\$8,080	\$18,548	\$27,564	\$37,739	\$47,940								

Major Exhibitions - Gross Sales By Exhibition														
Year	Contemporary				Summer				NE					
	Associate Artist	Wonders of Winter	Contemporary Look	Four Acts	EA Show	LOL Jr. Women	Marine Art	Anything Goes	Paint & Sculpt	Pastel Society	Landscapes	Deck the Walls	EA Room	Art Market
2010	\$5,370		\$500		\$12,145		\$10,965	\$2,015	\$2,840	\$2,450	\$36,390	\$9,685	\$8,932	
2011	\$5,895		\$0		\$3,550			\$2,505	\$2,995		\$7,880	\$17,902	\$7,843	
2012	\$3,230		\$825		\$12,595		\$8,250	\$950	\$8,942	\$1,145	\$20,302	\$15,788	\$7,009	
2013	\$3,775		\$0		\$5,195	\$12,910		\$2,100	\$7,155		\$10,108	\$17,133	\$10,629	
2014	\$3,810	\$5,850	\$135		\$9,575	\$5,485	\$21,685	\$3,810	\$6,295	\$1,300	\$7,370	\$12,250	\$9,588	\$5,700
2015	\$4,925	\$850	\$350	\$2,535	\$3,810		\$21,719	\$4,192	\$6,838	\$1,550	\$14,165	\$15,932	\$6,175	\$8,021
2016	\$7,285	\$650		\$7,620	\$25,960		\$22,612	\$3,170		\$3,700	\$23,370	\$21,750	\$10,507	\$7,285
2017	\$12,650		\$2,045	\$8,619	\$10,370		\$17,432	\$2,615			\$27,545	\$23,350	\$15,013	\$3,463
2018	\$12,540			\$4,700	\$15,968		\$25,620	\$2,100	\$16,735		\$19,849	\$15,752	\$20,667	\$1,900
2019	\$12,962			\$13,018									\$9,406	

Major Exhibitions - Total Pieces Sold By Exhibition														
Year	Contemporary				Summer				NE					
	Associate Artist	Wonders of Winter	Contemporary Look	Four Acts	EA Show	LOL Jr. Women	Marine Art	Anything Goes	Paint & Sculpt	Pastel Society	Landscapes	Deck the Walls	EA Room	Art Market
2011	12		0		5			9	8		8	34	22	
2012	10		1		11		10	8	15	2	21	28	18	
2013	10		0		8	27		10	11		10	29	27	
2014	9	10	1		4	10	28	15	10	2	15	30	19	14
2015	7	5	1	8	7		23	16	9	2	14	33	14	25
2016	12	1		19	11		22	14		5	17	33	27	12
2017	19		3	14	7		33	12			27	46	37	11
2018	13			12	22		29	13	18		17	39	49	6
2019	18			22									27	



Lyme Art Association Fundraising Report for Board of Trustees  
May 15, 2019  
Submitted by Elsbeth Dowd, Development Manager

**Grants**

*Awarded:*

- **Connecticut Office of the Arts, Connecticut Arts Endowment.** \$1,605.
- **Town of Old Lyme.** \$8,000 unrestricted and \$10,000 for capital projects.

*Proposals to be submitted:*

- **Connecticut Office of the Arts, Supporting Arts Grant.** Up to \$7,000, unrestricted. Due June 28.

*Considering:*

- **Connecticut Humanities Fund Capacity Building Grant.** \$1,500-9,999, due early November.
- **Connecticut Humanities Fund Quick Grant.** Up to \$4,999. Applications accepted every other month. Potentially for lecture series or exhibition.
- **Connecticut Office of the Arts Arts Learning Grant.** \$500-1,000.

**Sponsorships**

- Thank you:
  - Guilford Savings Bank, presenting sponsor for Four Acts and cocktail party sponsor for Swing for Art
  - SKY Investment, presenting sponsor for Point of View: Elected Artists and Connecticut Watercolor Society
  - Suisman Shapiro, supporting sponsor for Fresh Expressions: Late Summer Painting and Sculpture
  - Island Cove Marina, contributing sponsor for Waterworks

**Annual Fund 2018-2019**

- Annual Appeal to date: \$29,878
- Spring Challenge Goal: \$13,500. Amount raised to date: \$12,050.

Thank you to our donors!

## APEC Exhibition Calendar for 2020 – 7 shows

Jan. 4, 2020 – Removal for Deck the Walls 2019, Jan. 5 – 10, Gallery closed for projects

**Show 1.** January 11 and 12: Receiving for *First Impressions (Associate Artist)* show and *New Elected Artist Show*

Jan. 13: Jury Day, Jan. 14 -16: Installation, Jan.17: On View, **Jan. 26: Opening, 2 – 4**

Feb. 29 -March 1: Removal

**Show 2.** Feb. 29 -March 1, 2020: Receiving for *A Study in Extremes*

March 2: Jury Day, March 3 - 5: Installation, March 6: On View, **March 15: Opening, 2 – 4**

April 18 -19: Removal

**Show 3.** April 18 – 19: Receiving *Point of View (Elected Artist)* and *Works on Paper*

April 20: Jury, April 21 – 23: Installation, April 24: On View, **May 1: Opening 5 - 7**

June 13 – 14: Removal

**Show 4.** June 13 – 14, Receiving *Marine* and *HVAA?*

June 15: Jury Day, June 16 – 18: Installation, June 19: On View, **June 26 or 27: Opening, 5 - 7**

Aug. 8 & 9: Removal

**Show 5.** Aug. 8 & 9: Receiving for *Fresh Expressions & The Animal Kingdom*

Aug. 10: Jury, Aug. 11 – 13: Installation, Aug. 14: On View, **Aug. 21: Opening 5 - 7**

Sept. 26, & 27: Removal

**Show 6.** Sept. 26, & 27: Receiving for *Land and Sea: The World Around Us and Commissions Accepted*

Sept. 28: Jury, Sept. 29 – Oct.1: Installation, Oct. 2: On View, **Oct. 9: Opening 5 - 7**

Nov. 20, 21 & 22: Removal

**Show 7.** Nov. 20, 21 & 22: Receiving for *Deck the Walls*

Nov. 23: Jury, Nov. 24 & 25: Installation, Nov. 27: On View, **Dec. 4: Opening 5 - 7**

Jan. 2 & 3 2021, Removal

## Building and Grounds Report – May 2019

The parking lot renovation work was completed earlier this month. The project included a significant amount of grading. Approximately 150 tons of stone was used to fill and top dress the lot and 31 new parking bumpers were installed. Additionally, the steel edging on the north side of the building was completed. Both projects greatly enhance the exterior space and overall look of the property.

The water filtration system was serviced and we should see an immediate and permanent improvement in iron removal and water coloration.

Several small maintenance items were completed since the last meeting.

We recently applied to the state, through the town of Old Lyme, for a Neighborhood Assistance Act grant of \$150,000 (the maximum allowed). This is a potentially important development for LAA. The grant, if received in full, which is subject to a number of factors, would provide approximately half of the estimated cost of the next phase of building renovations. We should have initial feedback by mid-summer, but the application has been submitted and is under consideration.

We are looking into several other grant opportunities including historic properties, galleries and museums, ADA and any other grants that could be tapped by LAA for building and grounds, education and any other qualifying use.

Respectfully submitted, Building & Grounds Committee

## Education and Activities Committee Report

May 2019

**Classes** are mostly going to wrap up for the summer some time during the month of June, before the workshop series starts. The exceptions are the Thursday monitored sessions, which may meet in the Goodman gallery (clothed), and a landscape painting class. Looking toward the fall, Jeanne Potter's watercolor class will be worked into the schedule, which will otherwise be similar to this year.

**Workshops** all look as though they will be running except for the still life workshop at the end of July. Most workshops will run at capacity, which will result in a good profit.

The **spring lecture series** was a success, with lectures drawing from 20 – 40 attendees. These are approximately a break-even effort. Elected Artists donate their time, while outside lecturers are given a \$100 honorarium.

The fall series is expected to begin in September possibly with a lecture on sculptures in central park by Wendy Swain.