



Materials and Supplies

Required materials & supplies

Pencils

Conté Pencils



Pierre Noire



Mechanical pencil (0.5) with H and HB leads



Erasers

Tombo Mono Zero elastomer eraser - round and/or chisel points




Tuff Stuff eraser stick



Standard click eraser stick



Kneaded eraser



small (6" X 6") artist
chamois cloth

Brushes

Heinz Jordan 950 White Taklon Flat Wash Brush or similar flat brushes



Blending tools

Cotton swab



Tortillions




Stomps




Substrate/surfaces

Cold press illustration board



Grafix Dura-Lar 9x12 Matte Film



Miscellaneous

Blower

- for removing dust and easier debris



Sketch pencil sand board

- for sharpening pencils and creating carbon dust



Burnishing tool

- for transferring drawings



Utility knife

- for sharpening pencils and cutting eraser sticks



Masking/presentation tape

- to affix sketches and protective paper to drawing surfaces



Large sheets of cheap newsprint or similar inexpensive paper



Small containers

- to store carbon dust



Small seal-able plastic bag

- to store dusty sand board



cheap bond printer paper, a few sheets

- to wipe brushes and keep working surface clean



Optional materials & supplies

Please don't purchase until receiving instruction after first class

Artist glove

- to keep drawing surface clean




X-acto knife

- to cut masking film



Masking film

- to keep unused areas of drawing surface clean



Dusting brush

- for keeping drawing surface clean




Transfer paper

- for transferring sketch onto drawing surfaces



Drawing set

- economical option if you don't already have these items



Workable Fixative

- to protect drawing from smudging

